



NATIONAL INSPECTORATE BOARD

Enforcing Standards, Ensuring Quality

AGOGO METHODIST JUNIOR HIGH SCHOOL

Type of Inspection - School Performance

(A School Performance inspection evaluates a school based on a set of indicators that evaluate External Assessment Results, School Leadership and Lesson observation of the three core subjects (English, Mathematics and Science)).

What Inspection Judgements Mean

The scale for making judgements

Inspectors will make their evaluations using a four-point scale:

Key to Ratings

Outstanding	3.50 - 4.00	Exceptionally high quality, exceeding the level at which every school in Ghana is expected to perform.
Good	3.00 - 3.49	The level at which every school in Ghana should perform. Achieving this level of performance should be realistic goal for every school.
Satisfactory	2.00 - 2.99	The minimum level of performance for schools in Ghana. Every school's performance should reach or exceed this level.
Unsatisfactory	1.00 - 1.99	Not at an acceptable level for schools in Ghana.

Inspection date(s):

17/02/2020

OVERALL QUALITY RATING OF THIS INSPECTION:

SATISFACTORY 2.32

School Leadership:

Good 3.00

Lesson Observation:

Satisfactory 2.97

External Assessment Results:

Unsatisfactory 1.00

Summary of Key Findings for this School

The school's overall rating is **SATISFACTORY** because:

- The school leadership had an inspiring vision and mission statement aimed at improving teaching and learning in the school.
- The School Management Committee (SMC) and Parent Teachers Association (PTA) were very active and supportive.
- Learners' attainment in English, Mathematic and Science lessons were very high.
- Learners' engagement in English, Mathematics and Science is low.
- The external assessment results in English Mathematics and Science was rated unsatisfactory.

The school has the following strengths

- The school leadership had an inspiring vision and mission statements shared with PTA.
- Teacher preparedness in the school is highly commendable.
- The teachers are regular and punctual to school and to classes.
- The learners behaved well in class during lessons.
- The PTA and SMC were very active and supportive and their relationship with the staff was cordial.

What does the school need to do to improve further?

- The school leadership should ensure that the vision and mission statements are displayed in the office and also shared with all stakeholders.
- The headteacher should ensure that all teachers use TLMs in their lessons.
- Also ensure that all lessons observed are properly documented.
- Teachers should ensure that tasks assign to learners are challenged enough for most of them.
- The school leadership should put measures in place to improve on the external assessment results from unsatisfactory to good.

Information about this Inspection

The inspection of this school was carried out under **Education Act 778 of 2008**. The NIB conducts school inspections through the deployment of its Inspection Evaluation Framework (IEF) as documented in the Ghana National Inspections Handbook, 2019. This inspection was carried out by an inspection panel consisting of one Lead Inspector and a Team Inspector.

Prior to the inspection, the panel assessed student attainment through the analysis of 3 years of external examination results. Inspectors then observed lessons in the 3 core subject areas of English, Mathematics and Science.

Inspectors interviewed school leadership, staff, learners, parents, School Management Committee (SMC)/ Board of Governors, Parent Teacher Association (PTA).

They observed the School's work and looked at a wide range of relevant documentation.

Inspection Panel

1. John Kennedy Agbessi (Lead Inspector)
2. Kingsley Larbi (Team Inspector)

Full Report

Information about the School

This school, Agogo L. A. 2 Junior High School was officially opened on the 29th day of September, 1987 by the Government of Ghana at the premises of the former L. A. 2 Continuation Middle School. The school is located at Agogo in the Asante Akim North district in the Ashanti Region. Currently, the school has eighty-seven (87) learners as the enrolment with eleven (11) regular teachers under the leadership of Samuel Kyei Donkor.

Inspection Judgements

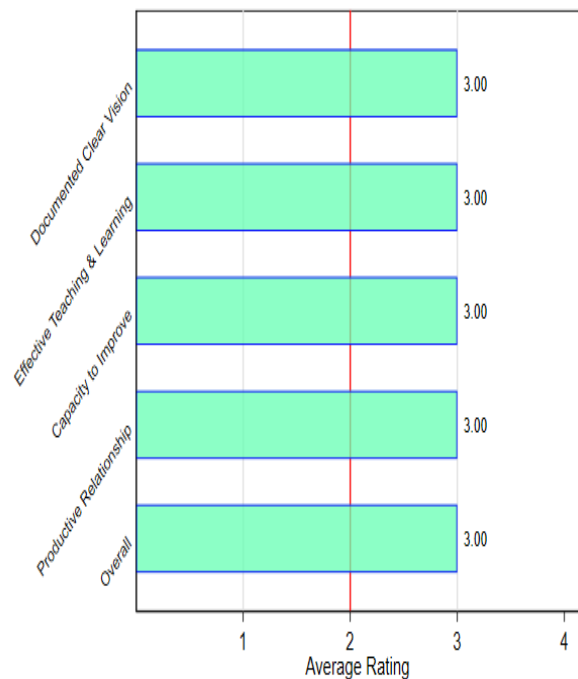
School Leadership

Rating: 3.00
Good

Comment:

The school leadership and the staff had developed an inspiring vision and mission statements shared with PTA. There was cordial relationship among the school leadership, SMC and the PTA. They were very active and supportive. The headteacher had plan in place to improve teaching and learning in the school.

However, lessons observed during teaching are not documented.



Lesson Observation

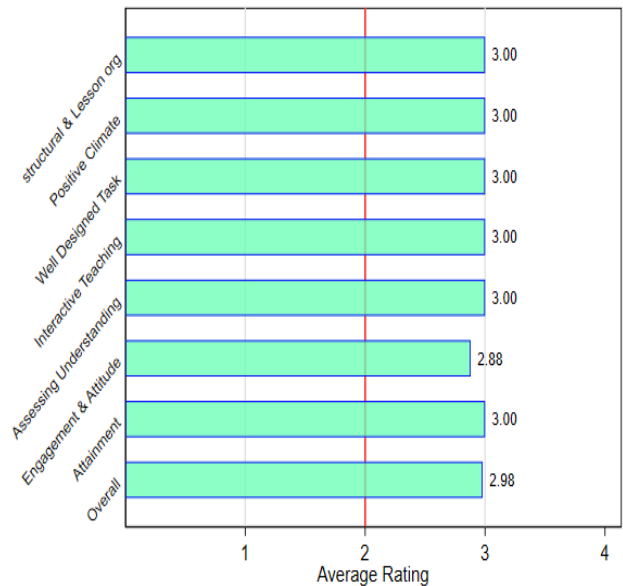
Rating: 2.97
Satisfactory

Comment:

English

Teachers were efficient at checking for most learners' level of understanding through oral and written questions at every stage of their lessons. Most learners also completed their tasks before the end of the lesson because teachers provided the tasks early enough.

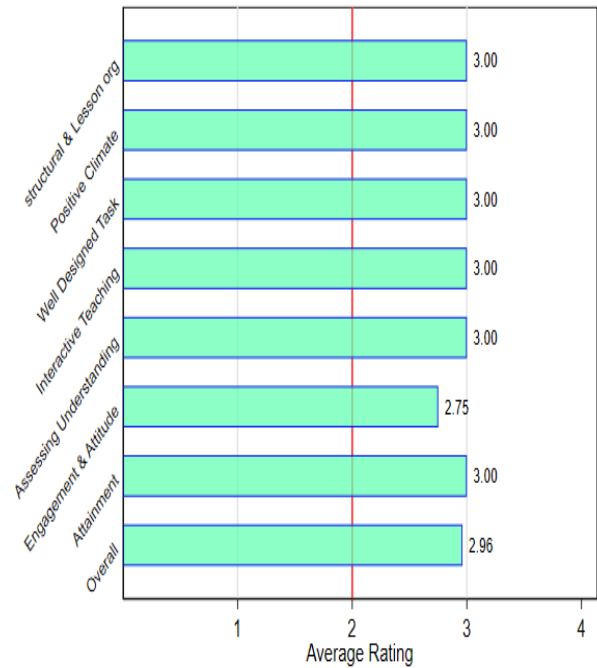
However, the tasks assigned to learners were not challenging for most of them and they did not ask questions during the lessons.



Mathematics

Most of the teachers taught with detailed lesson plans. They used oral and written questions that are effective at determining learners' level of understanding. Also, most of the learners were able to complete the tasks assigned them on time. The teachers gave learners the opportunity to solve some problems on the board.

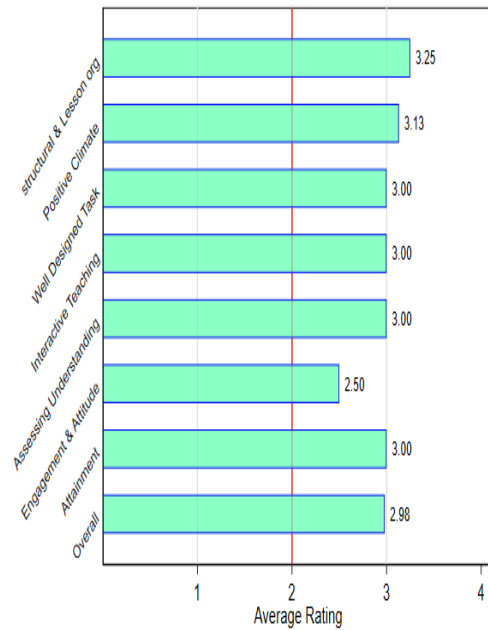
However, questions were not evenly distributed and the learners were not given the chance to ask questions.



Science

Most of the teachers taught with detailed lesson plans as a result their lessons were systematically presented. They also created positive environment where learners felt emotionally safe and supported.

However, the lessons were teacher centered and learners were not given the opportunity to ask questions.

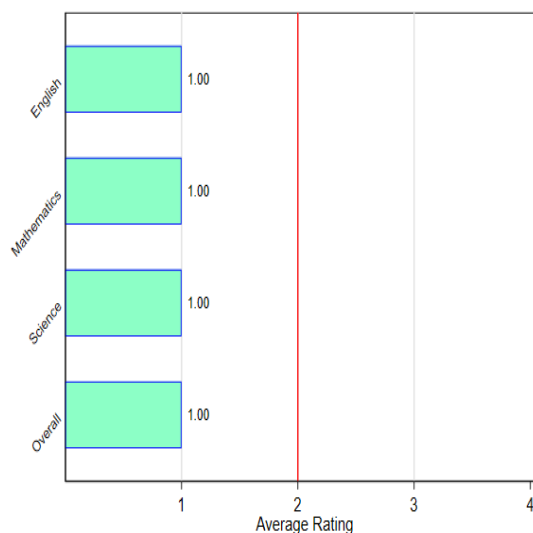


External Assessment Results

Rating: 1.00
Unsatisfactory

Comment:

Out of the 70% of the learner that had grades 1 to 6 in English 2% of them had grades 1 to 3. Also, out of the 100% of the learners that had grades 1 to 6 in Mathematics only 4% of them had grades 1 to 3. In addition, out of 100% of learners who had grades 1 to 6 in Science only 19% of them had grades 1 to 3.



For further details, reference Appendix 'A'

School Details

Region:	ASHANTI	District:	ASANTE NORTH	AKIM	Circuit:	AGOGO EAST
School's Name:	Agogo Methodist Junior High School			Ghana Post Digital Address:	An-0003-4976	
Head Teacher's Name:	SAMUEL KYEI DONKOR					
Head Teacher's Email:				Phone:	0242901672	
School's Postal Address	P O Box 48 Agogo Asante Akim North					
Enrolment Details	No. Of Boys:	No. Of Girls:	Totals:			
<i>(Total No. Of Learners In The School)</i>	51	43	94			
<i>Total No. Present On Day Of Inspection</i>	46	41	87			

Any complaints about this inspection or the report should be made to NIB via email at inspections@inspectorateboard.gov.gh or phone on

0302907589.

The main objective of "Inspections is to ensure that the Ghanaian child has access to quality education in a safe environment. NIB regulates and enforces quality education standards for all learners at the pre-tertiary level.

To receive regular email alerts about new publications, including survey reports and school inspection reports, please visit our website at www.inspectorateboard.gov.gh


**National Inspectorate Board (NIB)
Ministry of Education**

Address: Yooyi Lane, Roman Ridge

Phone: 0302907589

Email: inspections@inspectorateboard.gov.gh

Approved and Signed



**HAGGAR HILDA AMPADU (PhD)
CHIEF INSPECTOR OF SCHOOLS**

APPENDIX 'A'

EXTERNAL ASSESSMENT RESULTS RATING

WASSCE			
OUTSTANDING (4)	GOOD (3)	SATISFACTORY (2)	UNSATISFACTORY (1)
All (100%) learners had grades A1 to C6 and Out of the total number of learners who had grades A1 to C6, $\geq 75\%$ of them had grades A1 to B3 for the last	$\geq 90\%$ of learners had grades A1 to C6 and Out of the total number of learners who had grades A1 to C6, $\geq 50\%$ of them had grades A1 to	$\geq 60\%$ of learners had grades A1 to C6 and Out of the total number of learners who had grades A1 to C6, $\geq 25\%$ had grades A1 to B3	Less than 60% of learners had grades A1 to C6 or Out of the total number of learners who had grades A1 to C6, less than 25% of them had grades A1 to B3 for

3 years B3 for the last 3 years for the last 3 years the last 3 years or both

BECE			
OUTSTANDING (4)	GOOD (3)	SATISFACTORY (2)	UNSATISFACTORY (1)
<p>All (100%) learners had grades 1 to 6 and</p> <p>Out of the total number of learners who had grades 1 to 6, $\geq 75\%$ of them had grades 1 to 3 for the last 3 years</p>	<p>$\geq 90\%$ of learners had grades 1 to 6 and</p> <p>Out of the total number of learners who had grades 1 to 6, $\geq 50\%$ of them had grades 1 to 3 for the last 3 years</p>	<p>$\geq 60\%$ of learners had grades 1 to 6 and</p> <p>Out of the total number of learners who had grades 1 to 6, $\geq 25\%$ had grades 1 to 3 for the last 3 years</p>	<p>Less than 60% of learners had grades 1 to 6 or</p> <p>Out of the total number of learners who had grades 1 to 6, less than 25% of them had grades 1 to 3 for the last 3 years or both</p>